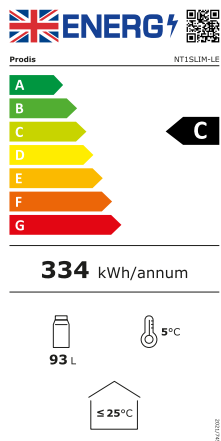


Model:
NT1BH-LE

Slimline Single Door Bottle Cooler Energy Class C
0.92 kWh/24h | 500mm Width | 30°C Ambient Rated²



ENERGY RATING INFORMATION



GENERAL INFORMATION

The Prodis NT1SLIM-LE is the ultimate space-saving solution for venues where every millimetre counts. At just 500mm wide, this compact unit is engineered to fit into tight bar areas and restricted voids without compromising on storage capacity or cooling performance.

Unlike standard bottle coolers, the NT1SLIM-LE offers a focused 93-litre capacity (approx. 91 x 275ml bottles) on a minimal footprint. Despite its slim profile, it retains the premium features of the larger NT-LE range, including Energy Class C efficiency, fan-assisted cooling, and pure white LED illumination to ensure products are perfectly chilled and professionally presented.

KEY FEATURES



KEY FEATURES

- **Market-Leading Efficiency:** Official Energy Class C rating with a daily consumption of just 0.95 kWh/24h, reducing running costs to as little as ~29p per day.
- **Heavy-Duty Cooling:** Tested at Climate Class 3 (25°C) for maximum efficiency, but engineered and warrantied for operation in high-ambient environments up to 30°C.
- **Optimised Capacity:** Efficient internal design holds 91 x 275ml bottles (82 or x 330ml standard lager bottles) across 2 adjustable shelves and the base.
- **Whisper-Quiet Operation:** Running at just 43dB, this unit is perfect for quiet hotel lobbies, meeting spaces, and office boardrooms.
- **Premium Merchandising:** Full-width, pure white LED illumination creates a bright, shadow-free display to drive product sales.

TECHNICAL & OPERATIONAL FEATURES

- **Precision Control:** Externally mounted digital temperature controller (range +2°C to +10°C) with automatic off-cycle defrost.
- **Optimised Airflow:** Front-breathing ventilation system allows for tight installation with minimal clearance required (25mm rear / 10mm sides).
- **Temperature Class K4:** Certified to maintain an average product temperature of +5°C, ideal for premium lagers, craft ales, and white wines.
- **Security Standard:** Doors feature factory-fitted locks as standard for stock security.
- **Construction:** Hard-wearing black exterior with a hygienic, easy-clean aluminium interior.

INSTALLATION & MAINTENANCE

- **Space-Saving Design:** Ultra-slim 500mm width allows installation in restricted spaces where standard 600mm units won't fit.
- **Replaceable Gaskets:** Door seals are easy to remove and replace, ensuring a tight seal and maintained efficiency over the unit's life.
- **Self-Closing Mechanism:** Doors are engineered to close automatically to prevent accidental energy loss, featuring a positive seal system to maintain the Class C efficiency rating.
- **Eco-Friendly:** Charged with R600a refrigerant (GWP 3), fully compliant with modern environmental standards.
- **Plug & Play:** Supplied with a 1.85m lead and moulded UK 13A plug for immediate installation.

DIMENSION & WEIGHT

External dimensions (W x D x H mm)	500 x 510 x 900
Internal dimensions (W x D x H mm)	410 x 355 x 745
Depth door open (mm)	985
Width doors open (mm)	970
Shelf dimension W x D (mm)	385 x 318
Packaged dimensions W x D x H (mm)	555 x 560 x 1035
Net weight (kg)	35
Gross weight (kg)	40.5

SHELF SPECIFICATION

Shelf size (W x D mm)	385 x 318
Shelf capacity (kg)	20
Number of shelves	2
Base size (W x D mm)	410 x 205

BOTTLE CAPACITY

330ml (ø 61mm) standard bottle	
Shelf capacity)	30 (6 x 5 lane packing) 32 (hexagonal packing)
Base capacity	18 (8 x 3 lane packing)
Total bottle capacity	78 (real world usage figures)
	82 (maximum theoretical loading)
330ml (ø 58mm) sleek bottle	
Shelf capacity	30 (6 x 5 lane packing) 36 (hexagonal packing)
	21 (7 x 3 lane packing)
Base capacity	24 (hexagonal packing)
	81 (real world usage figures)
Total bottle capacity	96 (maximum theoretical loading)
275ml (ø 55mm) stubby bottle	
Shelf capacity	35 (7 x 5 lane packing) 39 (hexagonal packing)
	21 (7 x 3 lane packing)
Base capacity	26 (hexagonal packing)
	91 (real world usage figures)
Total bottle capacity	104 (maximum theoretical loading)

TECHNICAL SPECIFICATION

Ventilation Requirements (mm)	Rear	25
	Top	20
	Sides	10

Refrigerant	R600a 40g
Power input (W)	120
Rated current (A)	0.92
Noise level (dB)	43
Cable length (mm)	1850

Climate class (energy test) ¹	3 - 25°C / 60% RH
Climate class (maximum ambient) ²	4 - 30°C / 55% RH

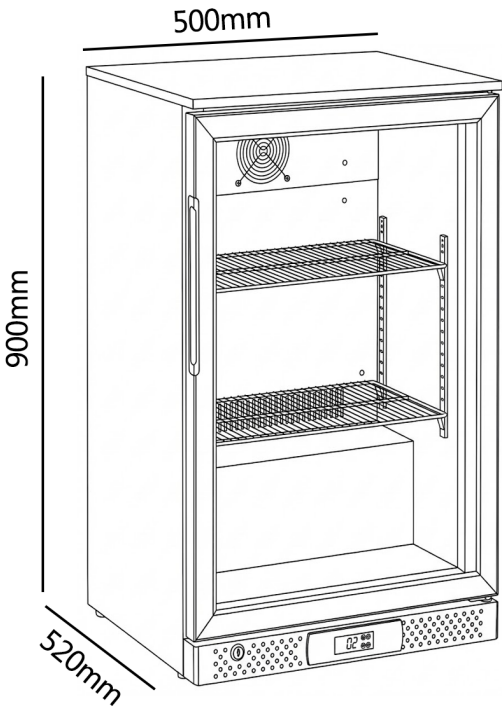
ENERGY USAGE

Energy rating	C
Energy consumption (kWh/24h)	0.91
Energy consumption (kWh/annum)	334
EEL	34.4


Cabinet family	BCVTn
Test standard class	K4

CABINET CONSTRUCTION


Exterior	Black powder coated
Interior	Aluminium
Doors	1 x hinged plastic frame
Self closing	✓
Self closing mechanism	Sprung
Lockable	✓
Glazing	Double glazed & toughened
Interior lighting	✓
Lighting type	LED
Lighting colour temperature	6000k
Light power (W)	1.5
Light switch	Interior mounted
Controller	Digital
Controller position	External base
Controller display colour	White
Controller cover	✓



LANE PACKING EXAMPLE



HEXAGONAL PACKING EXAMPLE



STANDARD LANE PACKING (GRID LAYOUT)

The Standard Lane Packing method prioritizes accessibility and cooling efficiency over maximum density. In this configuration, bottles are aligned in straight columns and rows, creating a reliable grid where the theoretical capacity is easily achieved in the real world. Crucially, the void spaces naturally formed between the non-nested bottles significantly increase airflow throughout the cabinet. This enhanced circulation ensures rapid temperature drawdown and uniform cooling, which maximizes the energy efficiency of the refrigeration system. This layout is the ideal choice for operations where quick restocking, lower energy consumption, and product visibility are the primary requirements.

HEXAGONAL PACKING (HONEYCOMB LAYOUT)

The Hexagonal Packing method utilizes geometric efficiency to maximize storage density by nesting each new row of bottles into the triangular gaps of the previous one. This "staggered" arrangement delivers a substantial increase in stock holding capacity compared to a standard grid. However, there is often a distinction between the mathematical maximum and the "Efficient Real-World" capacity, as the tightest theoretical fit can make loading difficult. Furthermore, this increased density reduces the gaps between bottles, restricting airflow through the shelf. While this method allows for maximum volume, the limited air circulation means the refrigeration unit may work harder to cool the product, resulting in increased energy usage.

¹Testing Standard: Official Energy Efficiency Class 'C' and daily consumption figures (0.91 kWh/24h) are verified under EN16902 standards at Climate Class 3 (25°C / 60% RH).

² Operational Limit: This unit is engineered with a heavy-duty cooling system warrantied for continuous operation in ambient temperatures up to 30°C (Climate Class 4). Note that energy consumption will naturally exceed published test figures when operating in ambients above 25°C.

