

Model: NT2BH-LE High-Efficiency Back Bar Bottle Cooler Energy Class C
1.06 kWh/24h | 182 Bottle Capacity | 30°C Ambient Rated²



GENERAL INFORMATION

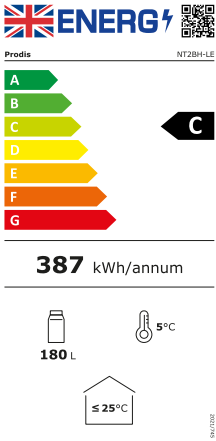
The Prodis NT2BH-LE redefines professional bar refrigeration by combining market-leading energy efficiency with heavy-duty reliability. Officially rated as an impressive Energy Class C appliance, this unit consumes just 1.06 kWh per 24 hours, delivering exceptional running cost savings without compromising performance.

Engineered for versatility, the NT2BH-LE features a robust R600a cooling system capable of operating in ambient temperatures up to 30°C, ensuring reliability in demanding commercial environments. With a verified capacity of 182 x 275ml bottles, whisper-quiet operation (43dB), and premium pure white LED illumination, it provides the ultimate high-impact display while significantly reducing your venue's carbon footprint

KEY FEATURES



ENERGY RATING INFORMATION



KEY FEATURES

- Market-Leading Efficiency:** Official Energy Class C rating with a daily consumption of just 1.06 kWh/24h, reducing running costs to as little as ~32p per day.
- Heavy-Duty Cooling:** Tested at Climate Class 3 (25°C) for maximum efficiency, but engineered and warrantied for operation in high-ambient environments up to 30°C.
- High Capacity Storage:** Optimised internal design holds 182 x 275ml bottles for maximum stock holding.
- Whisper-Quiet Operation:** Running at just 43dB, this unit is perfect for quiet hotel lobbies, meeting spaces, and office boardrooms.
- Premium Merchandising:** Full-width, pure white LED illumination creates a bright, shadow-free display to drive product sales.

TECHNICAL & OPERATIONAL FEATURES

- Precision Control:** Externally mounted digital temperature controller (range +2°C to +10°C) with automatic off-cycle defrost.
- Optimised Airflow:** Front-breathing ventilation system allows for tight installation with minimal clearance required (25mm rear / 10mm sides).
- Temperature Class K4:** Certified to maintain an average product temperature of +5°C, ideal for premium lagers, craft ales, and white wines.
- Security Standard:** Doors feature factory-fitted locks as standard for stock security.
- Construction:** Hard-wearing black exterior with a hygienic, easy-clean aluminium interior.

INSTALLATION & MAINTENANCE

- Space-Saving Design:** Slimline 520mm depth ensures a perfect fit behind standard bar counters without protruding into the workspace.
- Replaceable Gaskets:** Door seals are easy to remove and replace, ensuring a tight seal and maintained efficiency over the unit's life.
- Self-Closing Mechanism:** Doors are engineered to close automatically to prevent accidental energy loss, featuring a positive seal system to maintain the Class C efficiency rating.
- Eco-Friendly:** Charged with R600a refrigerant (GWP 3), fully compliant with modern environmental standards.
- Plug & Play:** Supplied with a 1.85m lead and moulded UK 13A plug for immediate installation.

DIMENSION & WEIGHT

External dimensions (W x D x H mm)	900 x 520 x 900
Internal dimensions (W x D x H mm)	810 x 355 x 745
Depth door open (mm)	905
Width doors open (mm)	1402
Shelf dimension W x D (mm)	385 x 318
Packaged dimensions W x D x H (mm)	955 x 560 x 1035
Net weight (kg)	53.5
Gross weight (kg)	59

SHELF SPECIFICATION

Shelf size (W x D mm)	385 x 318 (left and right)
Shelf capacity (kg)	20
Number of shelves	4
Base size (W x D mm)	810 x 205

BOTTLE CAPACITY

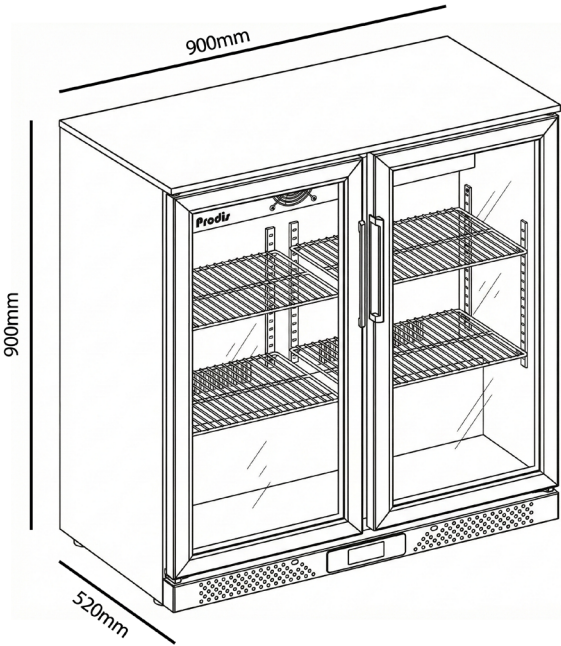
330ml (ø 61mm) standard bottle	
Shelf capacity)	30 (5 x 6 lane packing) 32 (hexagonal packing)
Base capacity	39 (13 x 3 lane packing)
Total bottle capacity	150 (real world usage figures) 167 (maximum theoretical loading)
330ml (ø 58mm) sleek bottle	
Shelf capacity	30 (5 x 6 lane packing) 36 (hexagonal packing)
Base capacity	39 (13 x 3 lane packing) 45 (hexagonal packing)
Total bottle capacity	159 (real world usage figures) 189 (maximum theoretical loading)
275ml (ø 55mm) stubby bottle	
Shelf capacity	35 (5 x 7 lane packing) 39 (hexagonal packing)
Base capacity	42 (14 x 3 lane packing) 56 (hexagonal packing)
Total bottle capacity	182 (real world usage figures) 212 (maximum theoretical loading)

TECHNICAL SPECIFICATION


Ventilation Requirements (mm)	Rear 25 Top 20 Sides 10
Refrigerant	R600a 50g
Power input (W)	160
Rated current (A)	1.00
Noise level (dB)	43
Cable length (mm)	1850
Climate class (energy test) ¹	3 - 25°C / 60% RH
Climate class (maximum ambient) ²	4 - 30°C / 55% RH
ENERGY USAGE	
Energy rating	C
Energy consumption (kWh/24h)	1.06
Energy consumption (kWh/annum)	387
EEL	33.4
Cabinet family	BCVTn
Test standard class	K4

CABINET CONSTRUCTION


Exterior	Black powder coated
Interior	Aluminium
Doors	2 x hinged plastic frame
Self closing	✓
Self closing mechanism	Sprung
Lockable	✓
Glazing	Double glazed & toughened
Interior lighting	✓
Lighting type	LED
Lighting colour temperature	6000k
Light power (W)	6
Light switch	Interior mounted
Controller	Digital
Controller position	External base
Controller display colour	White
Controller cover	✓



LANE PACKING EXAMPLE



HEXAGONAL PACKING EXAMPLE



STANDARD LANE PACKING (GRID LAYOUT)

The Standard Lane Packing method prioritizes accessibility and cooling efficiency over maximum density. In this configuration, bottles are aligned in straight columns and rows, creating a reliable grid where the theoretical capacity is easily achieved in the real world. Crucially, the void spaces naturally formed between the non-nested bottles significantly increase airflow throughout the cabinet. This enhanced circulation ensures rapid temperature drawdown and uniform cooling, which maximizes the energy efficiency of the refrigeration system. This layout is the ideal choice for operations where quick restocking, lower energy consumption, and product visibility are the primary requirements.

HEXAGONAL PACKING (HONEYCOMB LAYOUT)

The Hexagonal Packing method utilizes geometric efficiency to maximize storage density by nesting each new row of bottles into the triangular gaps of the previous one. This "staggered" arrangement delivers a substantial increase in stock holding capacity compared to a standard grid. However, there is often a distinction between the mathematical maximum and the "Efficient Real-World" capacity, as the tightest theoretical fit can make loading difficult. Furthermore, this increased density reduces the gaps between bottles, restricting airflow through the shelf. While this method allows for maximum volume, the limited air circulation means the refrigeration unit may work harder to cool the product, resulting in increased energy usage.

¹Testing Standard: Official Energy Efficiency Class 'C' and daily consumption figures (1.06 kWh/24h) are verified under EN16902 standards at Climate Class 3 (25°C / 60% RH).

² Operational Limit: This unit is engineered with a heavy-duty cooling system warrantied for continuous operation in ambient temperatures up to 30°C (Climate Class 4). Note that energy consumption will naturally exceed published test figures when operating in ambients above 25°C.

