

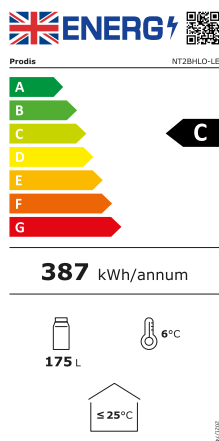
Model:
NT2BHLO-LE

High-Efficiency Back Bar Bottle Cooler Energy Class C
1.06 kWh/24h | 182 Bottle Capacity | 30°C Ambient Rated²



C

ENERGY RATING INFORMATION




GENERAL INFORMATION

The Prodis NT2BHLO-LE is a specialist low-profile solution designed to fit where standard double-door coolers cannot. With a reduced height of 840mm, it slides effortlessly under lower bar counters and bespoke joinery, solving the common problem of restricted vertical clearance without requiring expensive modifications to your venue.

Despite its compact stature, it retains the market-leading efficiency of the LE series. Officially rated as an Energy Class C appliance, it consumes just 1.06 kWh per 24 hours – delivering exceptional running cost savings without compromising on performance.

Engineered for longevity, the NT2BHLO-LE features a heavy-duty R600a cooling system warrantied for operation in ambient temperatures up to 30°C. While the internal height is optimized for the lower profile (685mm), the intelligent layout is perfect for holding a high-volume mixed stock of bottles and mixers. With whisper-quiet operation (43dB) and premium pure white LED illumination, it turns even the tightest under-counter spaces into high-impact retail displays.

KEY FEATURES



KEY FEATURES

- Market-Leading Efficiency:** Energy Class C rated with ultra-low consumption of just 1.06 kWh/24h (~32p per day).
- Heavy-Duty Cooling:** Efficient R600a system, tested to Climate Class 3 and warrantied for high-ambient operation up to 30°C.
- Optimised Mixed Capacity:** Intelligent internal design maximizes storage within the reduced height, holding a total of 183 items (99 x 330ml beer bottles on the base and lower shelves, plus 84 x 200ml mixers on the upper shelf).
- Whisper-Quiet Operation:** Running at just 43dB, this unit is perfect for quiet hotel lobbies, meeting spaces, and office boardrooms.
- Premium Merchandising:** Full-width, pure white LED illumination creates a bright, shadow-free display to drive product sales.
- Low Profile Design:** Reduced 840mm height allows for seamless installation under lower bar counters and bespoke joinery where standard units won't fit

TECHNICAL & OPERATIONAL FEATURES

- Precision Control:** Externally mounted digital temperature controller (range +2°C to +10°C) with automatic off-cycle defrost.
- Optimised Airflow:** Front-breathing ventilation system allows for tight installation with minimal clearance required (25mm rear / 10mm sides).
- Temperature Class K4:** Certified to maintain an average product temperature of +5°C, ideal for premium lagers, craft ales, and white wines.
- Security Standard:** Doors feature factory-fitted locks as standard for stock security.
- Construction:** Hard-wearing black exterior with a hygienic, easy-clean aluminium interior.

INSTALLATION & MAINTENANCE

- Space-Saving Design:** Slimline 520mm depth ensures a perfect fit behind standard bar counters without protruding into the workspace.
- Replaceable Gaskets:** Door seals are easy to remove and replace, ensuring a tight seal and maintained efficiency over the unit's life.
- Self-Closing Mechanism:** Doors are engineered to close automatically to prevent accidental energy loss, featuring a positive seal system to maintain the Class C efficiency rating.
- Eco-Friendly:** Charged with R600a refrigerant (GWP 3), fully compliant with modern environmental standards.
- Plug & Play:** Supplied with a 1.85m lead and moulded UK 13A plug for immediate installation.

DIMENSION & WEIGHT

External dimensions (W x D x H mm)	900 x 520 x 840
Internal dimensions (W x D x H mm)	810 x 355 x 685
Depth door open (mm)	905
Width doors open (mm)	1402
Shelf dimension W x D (mm)	385 x 318
Packaged dimensions W x D x H (mm)	955 x 560 x 975
Net weight (kg)	53.5
Gross weight (kg)	59

SHELF SPECIFICATION

Shelf size (W x D mm)	385 x 318 (left and right)
Shelf capacity (kg)	20
Number of shelves	4
Base size (W x D mm)	810 x 205

BOTTLE CAPACITY

330ml (ø 61mm) standard bottle	1 Shelf + Base (330ml)	Top Shelf (200ml mixers)
	30 (5 x 6 lane packing)	42 (5 x 6 lane packing)
Shelf capacity	32 (hexagonal packing)	44 (hexagonal packing)
	39 (13 x 3 lane packing)	
Base capacity	183 (real world usage figures)	
	191 (maximum theoretical loading)	
330ml (ø 58mm) sleek bottle	1 Shelf + Base (330ml)	Top Shelf (200ml mixers)
	30 (5 x 6 lane packing)	42 (5 x 6 lane packing)
Shelf capacity	36 (hexagonal packing)	44 (hexagonal packing)
	39 (13 x 3 lane packing)	
Base capacity	45 (hexagonal packing)	
	183 (real world usage figures)	
Total bottle capacity	205 (maximum theoretical loading)	
	275ml (ø 55mm) stubby bottle	
1 Shelf + Base (275ml)	Top Shelf (200ml mixers)	
	35 (5 x 7 lane packing)	42 (5 x 6 lane packing)
Shelf capacity	39 (hexagonal packing)	44 (hexagonal packing)
	42 (14 x 3 lane packing)	
Base capacity	56 (hexagonal packing)	
	196 (real world usage figures)	
Total bottle capacity	222 (maximum theoretical loading)	

TECHNICAL SPECIFICATION

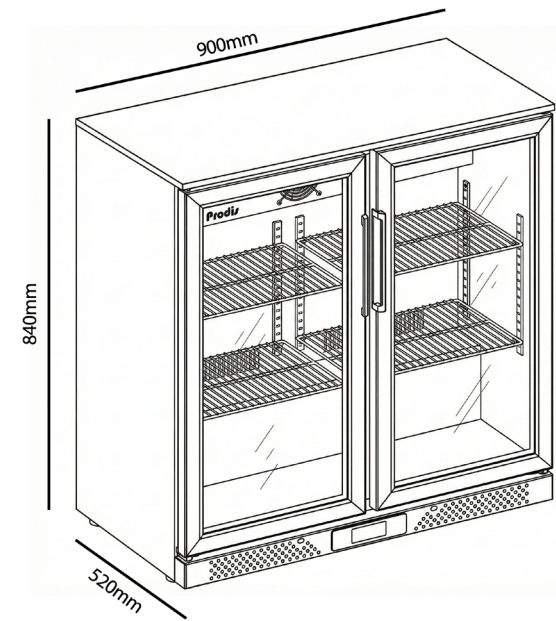
Ventilation Requirements (mm)	Rear	25
	Top	20
	Sides	10
Refrigerant	R600a 50g	
Power input (W)	160	
Rated current (A)	1.00	
Noise level (dB)	43	
Cable length (mm)	1850	
Climate class (energy test) ¹	3 - 25°C / 60% RH	
Climate class (maximum ambient) ²	4 - 30°C / 55% RH	

ENERGY USAGE


Energy rating	C
Energy consumption (kWh/24h)	1.06
Energy consumption (kWh/annum)	387

CABINET CONSTRUCTION


Exterior	Black powder coated
Interior	Aluminium
Doors	2 x hinged plastic frame
Self closing	✓
Self closing mechanism	Sprung
Lockable	✓
Glazing	Double glazed & toughened
Interior lighting	✓
Lighting type	LED
Lighting colour temperature	6000k
Light power (W)	6
Light switch	Interior mounted
Controller	Digital
Controller position	External base
Controller display colour	White
Controller cover	✓



LANE PACKING EXAMPLE



HEXAGONAL PACKING EXAMPLE



STANDARD LANE PACKING (GRID LAYOUT)

The Standard Lane Packing method prioritizes accessibility and cooling efficiency over maximum density. In this configuration, bottles are aligned in straight columns and rows, creating a reliable grid where the theoretical capacity is easily achieved in the real world. Crucially, the void spaces naturally formed between the non-nested bottles significantly increase airflow throughout the cabinet. This enhanced circulation ensures rapid temperature drawdown and uniform cooling, which maximizes the energy efficiency of the refrigeration system. This layout is the ideal choice for operations where quick restocking, lower energy consumption, and product visibility are the primary requirements.

HEXAGONAL PACKING (HONEYCOMB LAYOUT)

The Hexagonal Packing method utilizes geometric efficiency to maximize storage density by nesting each new row of bottles into the triangular gaps of the previous one. This "staggered" arrangement delivers a substantial increase in stock holding capacity compared to a standard grid. However, there is often a distinction between the mathematical maximum and the "Efficient Real-World" capacity, as the tightest theoretical fit can make loading difficult. Furthermore, this increased density reduces the gaps between bottles, restricting airflow through the shelf. While this method allows for maximum volume, the limited air circulation means the refrigeration unit may work harder to cool the product, resulting in increased energy usage.

¹ Testing Standard: Official Energy Efficiency Class 'C' and daily consumption figures (1.06 kWh/24h) are verified under EN16902 standards at Climate Class 3 (25°C / 60% RH).

² Operational Limit: This unit is engineered with a heavy-duty cooling system warrantied for continuous operation in ambient temperatures up to 30°C (Climate Class 4). Note that energy consumption will naturally exceed published test figures when operating in ambients above 25°C.

