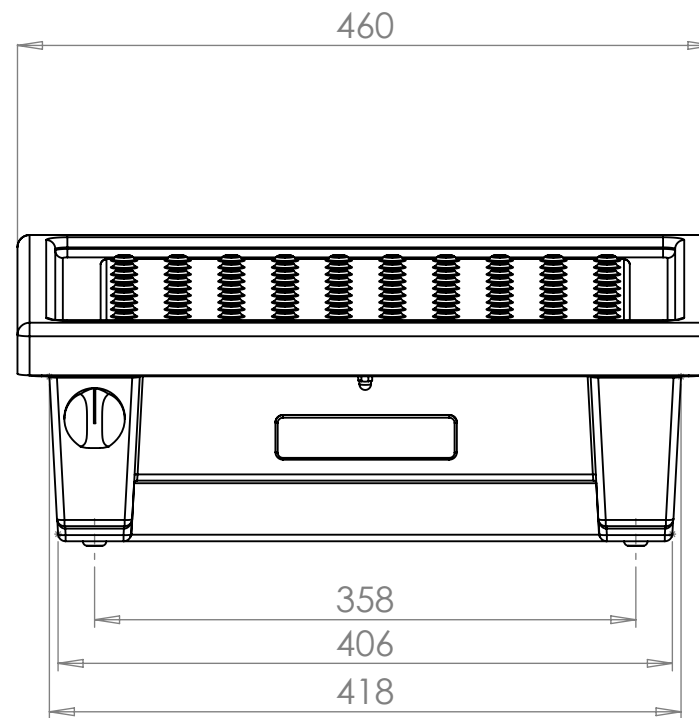
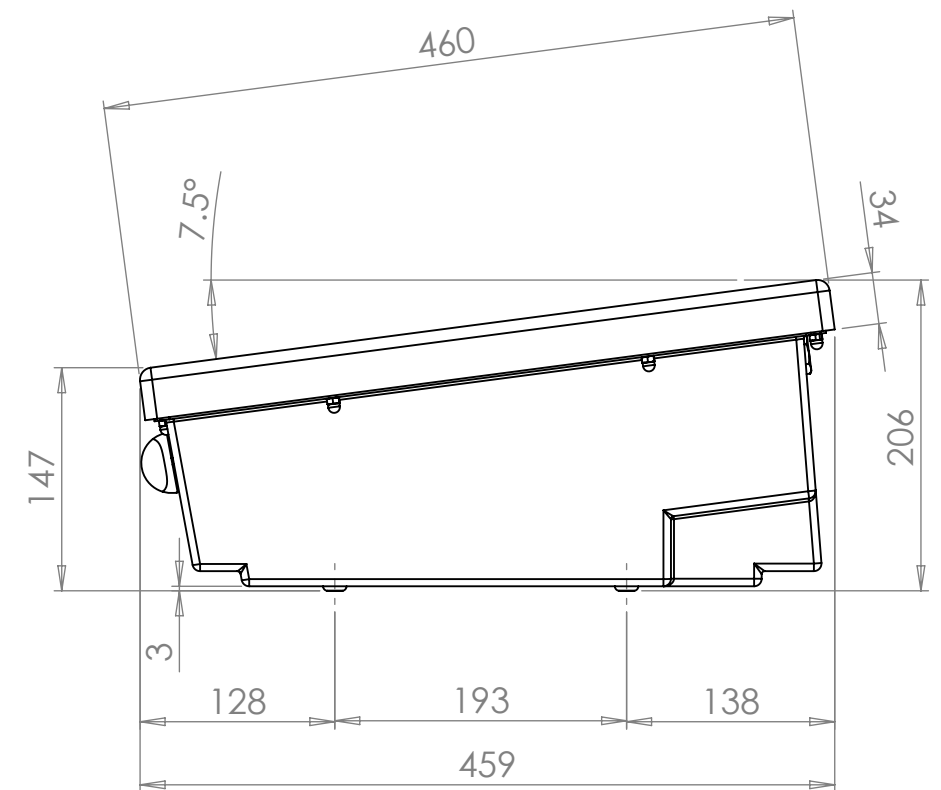


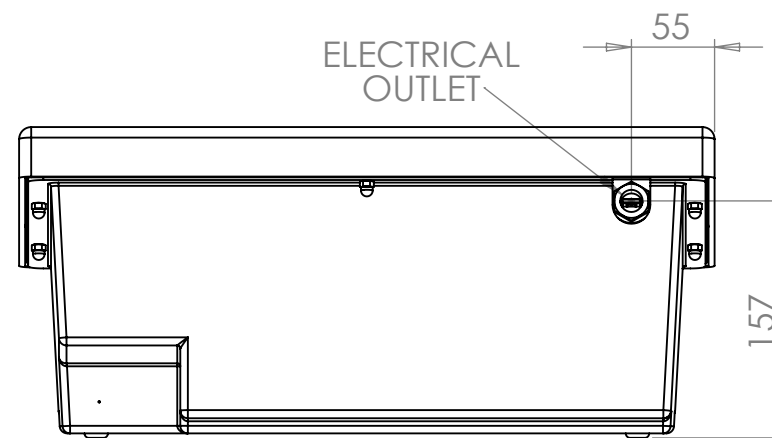
LEFT-HAND SIDE
Recesses for rail mounting
(use 350mm between rails)



FRONT



RIGHT-HAND SIDE



REAR



CS-A0054 AIRACK GLASS DRYER - LITE - 40 SIZE

Installation

Position on a level surface capable of taking the weight of the Airack plus a basket full of glasses ($\geq 10\text{Kg}$). Fit onto a flat surface with the Airack resting on it's feet, or onto rails (locating on the front and back recesses in the base).

Clearance is required above the Airack to allow a basket of glasses to be placed on top of the unit.

The air intake in the centrally recessed base of the unit must not be covered or restricted.

Connect the Airack to the electrical supply using the plugtop (fused @ 3 Amps) into a switched UK 3-pin switched socket (within 1.5m of the Airack).

NOTES:

-

CLENAWARE
SYSTEMS

VERSION	DRAWN	ECO	DATE
v1	VC	-	29-3-2017

UNLESS OTHERWISE SPECIFIED -
ALL DIMENSIONS ARE IN MILLIMETERS

GENERAL LIMITS: $\pm 2\text{ mm}$

MATERIAL:
CS-A0054

TREATMENT
NONE

DEBUR AND BREAK SHARP EDGES

DO NOT SCALE DRAWING

TITLE:
**AIRACK GLASS DRYER
LITE - 40 SIZE
GENERAL DIMENSIONS**

DWG NO.
CS-A0054-01

VERSION
v1

3RD ANGLE PROJECTION

SHEET 1 OF 1